

## LET'S LEARN



W2D2

1

1 오늘 공부할 소리와 단어를 잘 듣고, 큰 소리로 따라 말해 보세요.

### ng

king




ring



sing



wing



### nk


drink



wink



bank



skunk





2

1 잘 듣고, 알맞은 것을 찾아 선으로 연결하세요.

1  ☆

2  ☆

3  ☆

4  ☆



3


2 잘 듣고, 알맞은 것을 찾아 동그라미에 색칠하세요.



ki \_\_\_



dri \_\_\_



ba \_\_\_



ri \_\_\_

nk



ng




# DO IT YOURSELF

1 그림에 알맞은 것을 찾아 ✓표하고, 단어를 완성하세요.




si \_\_\_\_\_



wi \_\_\_\_\_



sku \_\_\_\_\_



wi \_\_\_\_\_

2 그림에 알맞은 것을 찾아 동그라미 한 뒤, 단어를 말해 보세요.



3 그림에 해당하는 단어를 찾아 동그라미 하고, 써 보세요.

1



ring  
wing  
rink

\_\_\_\_\_


2



bring  
sing  
king

\_\_\_\_\_

3



bang  
drink  
junk

\_\_\_\_\_

4



wink  
pink  
junk

\_\_\_\_\_

5



sing  
hang  
sink

\_\_\_\_\_

6



wing  
pink  
junk

\_\_\_\_\_


7



bang  
bank  
pink

\_\_\_\_\_

8



skunk  
tank  
sink

\_\_\_\_\_



## CHECK UP

W2D3



1

1 잘 듣고, 들려주는 단어를 찾아 그림에 동그라미 하세요.

1.sh 2.ch 3.th 4.wh 5.ng 6.nk



2 잘 듣고, 큰 소리를 따라 읽은 후 빈칸에 알맞은 단어를 써 보세요.

 What is a **whale** doing?  
 He is playing **chess** with a king.

 What is a **sheep** doing?  
 He is drinking water.



 What is a **skunk** doing?  
 He is selling a **whip**.

① He is playing \_\_\_\_\_ with a \_\_\_\_\_.

② What is a \_\_\_\_\_ doing?




③ What is a \_\_\_\_\_ doing?

 **Let's chant!**


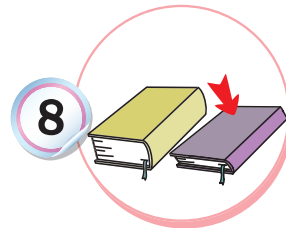
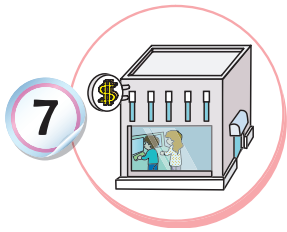

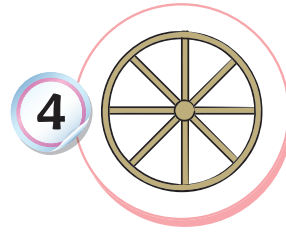
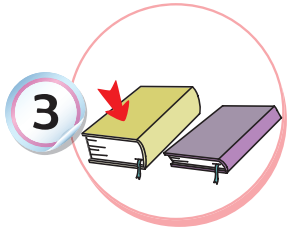

# LET'S WRITE

1 문장을 큰 소리로 읽고, 아래 그림에 해당하는 문장의 번호를 써 보세요.

- ① What is a **white whale** doing?
- ② He is selling a **shell** and **chain**.
- ③ What is a **sheep** doing?
- ④ He is **throwing** a **stone**.
- ⑤ What is a **skunk** doing?
- ⑥ He is selling a **whip** and **wheel**.
- ⑦ What is a **king** doing?
- ⑧ He is **singing**.



2 그림을 보고 단어를 써 넣은 뒤, 모양 힌트를 사용하여 아래 퀴즈를 풀어 보세요.



Quiz

'빛나다', '반짝이다'는 의미를 가진 영어 단어는?



## LET'S LEARN



W4D2

1

1 오늘 공부할 소리와 단어를 잘 듣고, 큰 소리로 따라 말해 보세요.

mp

jump




lamp



camp



stamp



nt

tent

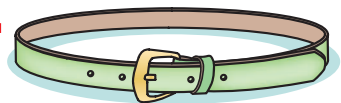


plant

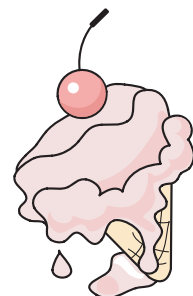


lt

belt



melt







2

1 잘 듣고, 들려주는 순서대로 빈칸에 번호를 써 보세요.

1

\_\_\_\_\_

\_\_\_\_\_

\_\_\_\_\_

\_\_\_\_\_

2

\_\_\_\_\_

\_\_\_\_\_

\_\_\_\_\_

\_\_\_\_\_

3

2 잘 듣고, 알맞은 것을 찾아 선으로 연결하세요.

1

☆

2

☆

3

☆

4

☆

☆

mp

☆

lt

☆

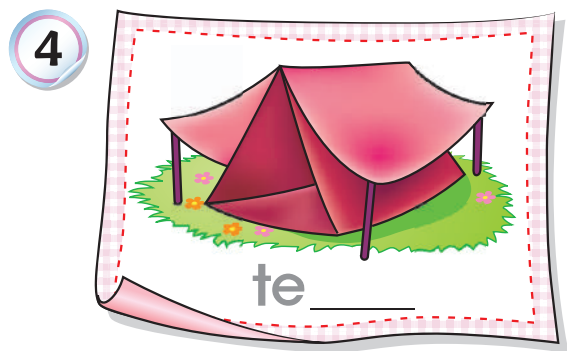


nt




# DO IT YOURSELF

1 그림에 알맞은 것을 찾아 빈칸에 써 보세요.

It mp nt



2 그림에 알맞은 것을 찾아 동그라미 한 뒤, 단어를 말해 보세요.



3 그림에 해당하는 단어를 찾아 동그라미하고, 단어를 써 보세요.

1



lamp  
camp  
jump

\_\_\_\_\_


2



melt  
belt  
bolt

\_\_\_\_\_

3



pump  
lamp  
jump

\_\_\_\_\_

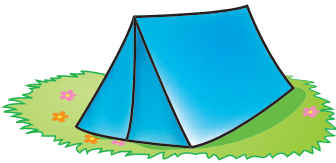
4



camp  
cent  
ant

\_\_\_\_\_

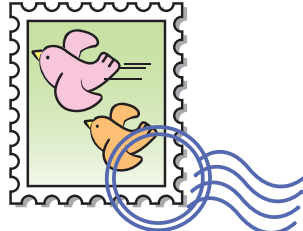
5



hunt  
cent  
tent

\_\_\_\_\_


6



shrimp  
stamp  
stump

\_\_\_\_\_

7



print  
pump  
plant

\_\_\_\_\_

8



mint  
melt  
hint

\_\_\_\_\_

## LET'S LEARN




W4D3

1

1 오늘 공부할 소리와 단어를 잘 듣고, 큰 소리로 따라 말해 보세요.

### nd

hand




wind



sand



round




### ft

gift

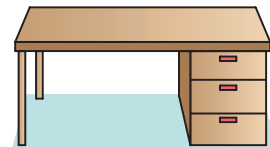


left



### sk

desk



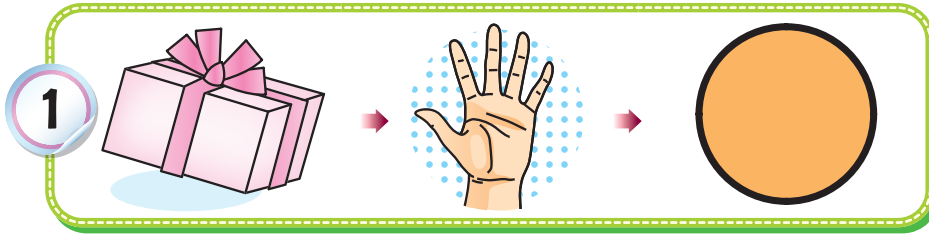
mask






2

1 잘 듣고, 순서에 맞게 짝지어진 것을 찾아 동그라미 하세요.



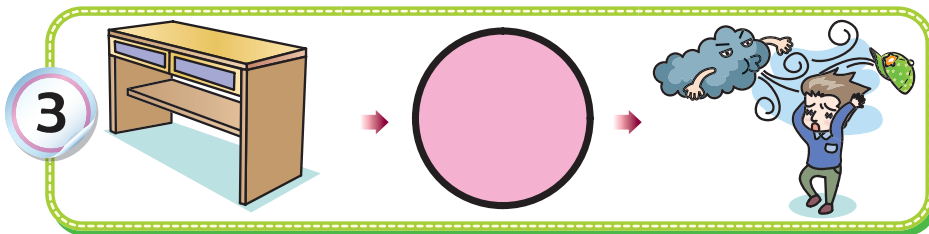
a

b



a

b




a

b

3





2 잘 듣고, 알맞은 것을 찾아 선으로 연결하세요.







# DO IT YOURSELF

1 그림에 알맞은 것을 찾아 쓰고, 단어를 다시 써 보세요.

sk nd ft

|   |                           |   |                      |
|---|---------------------------|---|----------------------|
|    | sa + <input type="text"/> | → | <input type="text"/> |
|    | wi + <input type="text"/> | → | <input type="text"/> |
|   | de + <input type="text"/> | → | <input type="text"/> |
|  | le + <input type="text"/> | → | <input type="text"/> |

2 그림에 알맞은 것을 찾아 동그라미 한 뒤, 단어를 말해 보세요.

|   |   |
|---|---|
| <p>1</p>  <p>ha sk<br/>ma nd</p> | <p>2</p>  <p>gi nd<br/>sa ft</p>  |
| <p>3</p>  <p>le sk<br/>ma ft</p> | <p>4</p>  <p>rou nd<br/>de sk</p> |

3 그림에 해당하는 단어를 찾아 동그라미하고, 단어를 써 보세요.


1



hand  
sand  
stand

\_\_\_\_\_

2



mind  
mask  
ask

\_\_\_\_\_

3



pond  
hand  
hound

\_\_\_\_\_


4



gift  
lift  
left

\_\_\_\_\_

5



mask  
disk  
desk

\_\_\_\_\_

6



left  
lift  
land

\_\_\_\_\_


7



hand  
pond  
wind

\_\_\_\_\_

8



round  
hound  
sound

\_\_\_\_\_



## LET'S LEARN



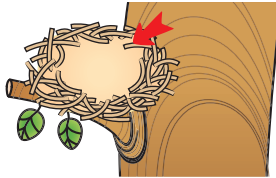
W4D4

1

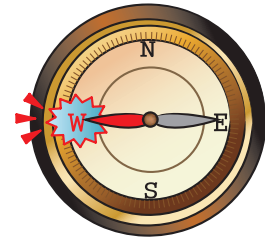
1 오늘 공부할 소리와 단어를 잘 듣고, 큰 소리로 따라 말해 보세요.

### st

nest



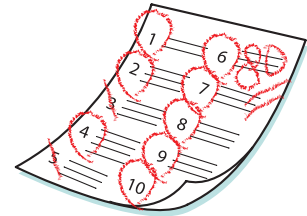
west



fist




test



vest



fast

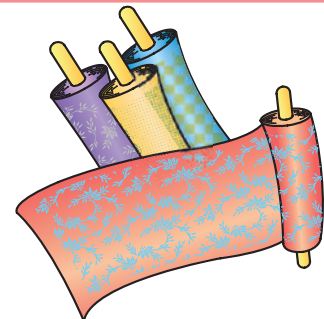


### lk

milk



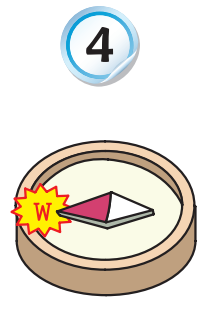
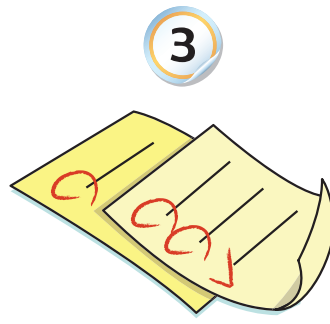

silk





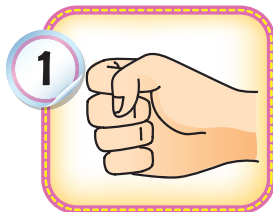
2

1 잘 듣고, 알맞은 것을 찾아 선으로 연결하세요.




3

2 잘 듣고, 알맞은 것을 찾아 동그라미에 색칠하세요.



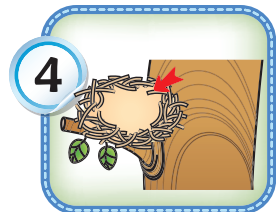
fi \_\_\_





si \_\_\_



ve \_\_\_



ne \_\_\_




# DO IT YOURSELF


1 그림에 알맞은 것을 찾아 ✓표하고, 단어를 완성하세요.



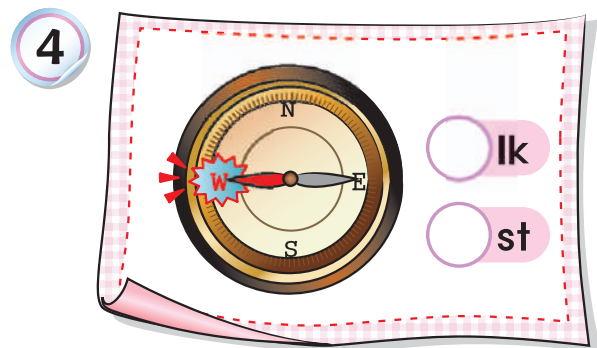
mi \_\_\_\_\_



fa \_\_\_\_\_

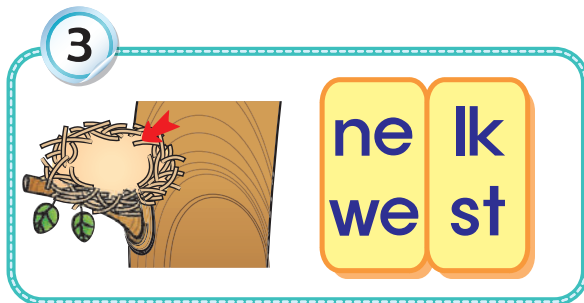
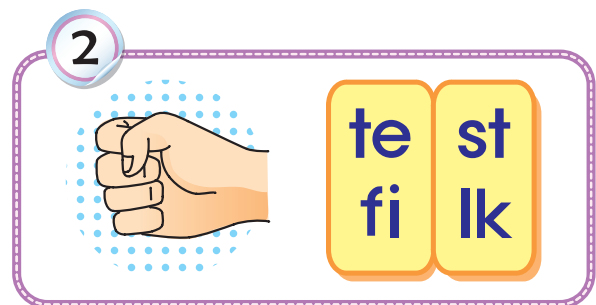


te \_\_\_\_\_



we \_\_\_\_\_

2 그림에 알맞은 것을 찾아 동그라미 한 뒤, 단어를 말해 보세요.



3 그림에 해당하는 단어를 찾아 동그라미 하고, 써 보세요.

1



nest  
mist  
milk

\_\_\_\_\_

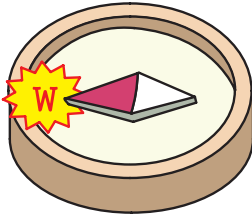
2



west  
fast  
vest

\_\_\_\_\_

3



test  
rest  
west

\_\_\_\_\_


4



fast  
vest  
east

\_\_\_\_\_

5



fist  
fast  
past

\_\_\_\_\_

6



elk  
silk  
milk

\_\_\_\_\_

7



silk  
bulk  
milk

\_\_\_\_\_

8



west  
test  
list

\_\_\_\_\_



## CHECK UP

W4D5

1


1 잘 듣고, 들려주는 단어를 찾아 그림에 동그라미 하세요.

1.nd 2.ft 3.sk 4.mp 5.lt 6.nt 7.lk 8.st



2 잘 듣고, 큰 소리로 따라 읽은 후 빈칸에 알맞은 단어를 써 보세요.

 It's my birthday.

 Happy birthday.  
 Thank you for the **belt**.



 Happy birthday.  
 Thank you for the **vest**.

- 1 It's my birthday.
- 2 Thank you for the \_\_\_\_\_.
- 3 Thank you for the \_\_\_\_\_.





 Let's chant!



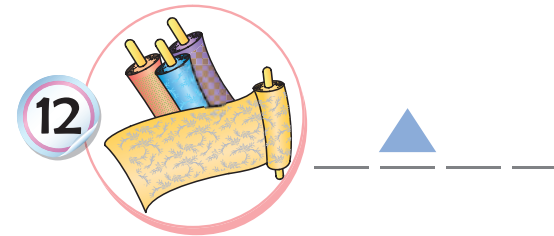
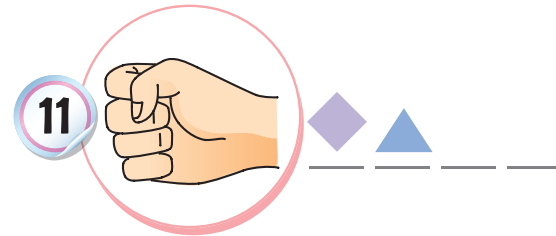
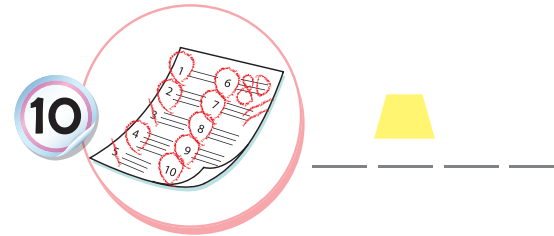

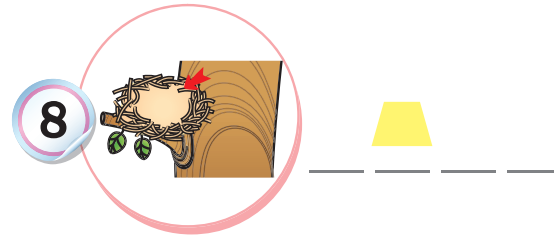
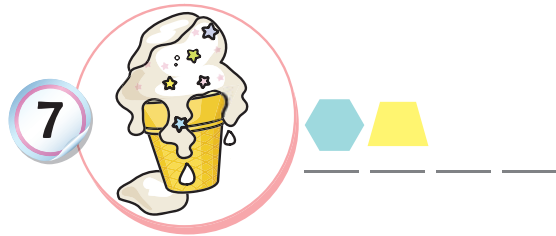
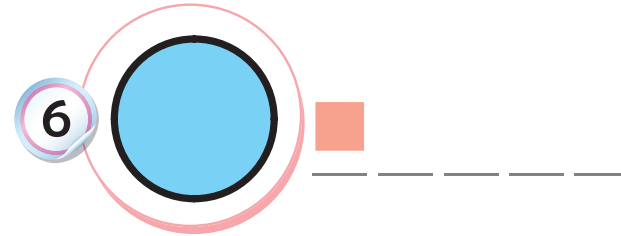
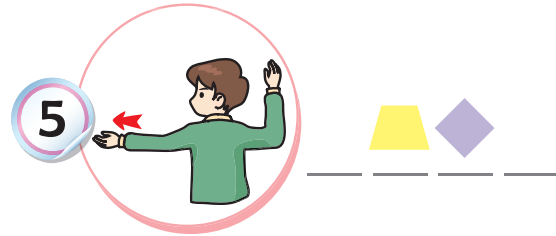

## LET'S WRITE

1 문장을 큰 소리로 읽고, 아래 그림에 해당하는 문장의 번호를 빈칸에 써 보세요.

- ① It's my birthday.
- ② Thank you for the **belt** and **tent**.
- ③ Thank you for the **plant** and **vest**.
- ④ Thank you for the **milk** and **silk**.
- ⑤ Thank you for the **desk** and **mask**.
- ⑥ Thank you for the **stamp** and **lamp**.



2 그림을 보고 단어를 써 넣은 뒤, 모양 힌트를 사용하여 아래 퀴즈를 풀어보세요.



**Quiz** 야영지에서 피우는 모닥불을 의미하는 영어 단어는?

